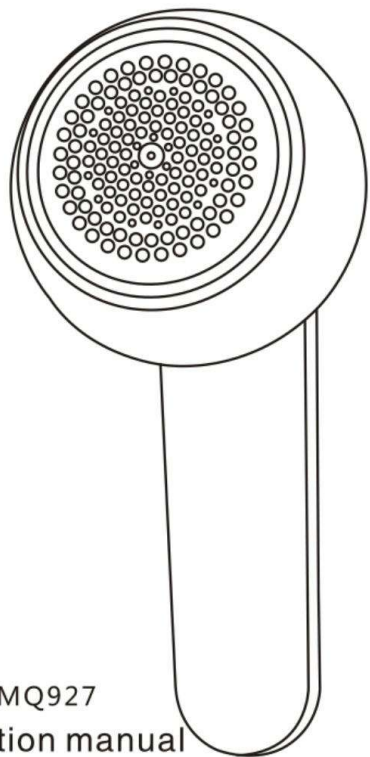


Please read this manual carefully before using the product
After reading, please keep this instruction manual for future reference



Model:MD-MQ927

An instruction manual


Hair ball trimmer

CN

1、Precautions before use

1. Read this manual carefully before use and keep it properly for future reference.
2. The battery will self discharge, so there is a possibility that the inner cutter head will not move or run weakly when it is used for the first time or after it is put aside for a long time. Be sure to charge the hair ball trimmer before use.
3. When the indoor temperature is below 5 °C or above 35 °C, when the battery is charged, its charging efficiency will be reduced and the battery life will be affected.
4. Do not use the hair ball trimmer or charge the battery near the heat device or in the direct sunlight.
5. When charging, turn off the switch (the inner cutter head does not work), otherwise the hair ball trimmer will not be charged.
6. Before use, please check whether the external cutter net is tightened.
7. It is prohibited to use the hair ball trimmer to handle the clothes worn on the body, otherwise it may cause physical injury.
8. It is prohibited to use it for purposes other than trimming wool balls.
9. Test the clothes in inconspicuous places before use.
10. Keep the appliance dry.


2、[Charging fund] Instructions



Turn off the power


1. For the first use, turn off the power and insert the USB plug into the USB socket. The red light is on. Use it after charging for 4 hours.

2. Press down the switch button of the hair ball trimmer to lay the clothes on the table, and gently stick the net cover on the clothes to move back and forth. Pay attention to the knotting of the hair ball to avoid damage.



Turn on the power


[Direct credit] Instructions



Turn off the power

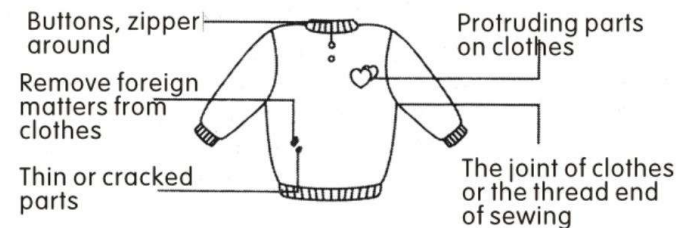
1. Turn off the switch button of the hair ball machine, and insert the USB plug into the USB socket that outputs 5V \equiv load at least 1A.

2. Press down the switch button of the hair ball trimmer to lay the clothes on the table, and gently stick the net cover on the clothes to move back and forth. Pay attention to the knotting of the hair ball to avoid damage.

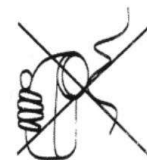


Turn on the power

3. Please pay special attention to the following parts.



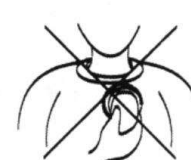
- It is prohibited to use it for trimming clothes or other purposes.
- Test in inconspicuous places of clothing before use.



Prohibited for shaving



Do not press hard



Sweaters prohibited for wearing