




# synopsis (of a play or film)

尺寸: 105\*145mm    instructions

	<div data-bbox="603 488 778 548"><b>Product structure</b></div> <div data-bbox="603 566 1007 1108"></div> <div data-bbox="595 1137 703 1384"></div> <div data-bbox="719 1137 1007 1413"><div>① Big brushes</div><div>② Small brush</div><div>③ Sharp brush</div><div>④ Brush head holder</div><div>⑤ Imitation wool brush</div><div>⑥ Sponge brush</div><div>⑦ Fiber brush</div><div>⑧ Cloth brush</div><div>⑨ Telescopic rod</div><div>⑩ Charging line</div><div>⑪ Main body</div><div>⑫ Hook up</div><div>⑬ Storage Bag</div><div>⑭ Manual</div></div>	<div data-bbox="1066 488 1284 548"><b>Function is introduced</b></div> <div data-bbox="1050 566 1481 1384"><p>This product is mainly used for family bathroom, kitchen, living room floor cleaning, furniture, automobile and other places. Products using high-performance lithium batteries, 390 strong magneto, two speeds, equipped with 7 brush heads, according to different needs and convenient replacement, USB charging, using inter-national standard TYPE -C charging line, 2-hour quick charge, circuit design has a charge and discharge protection function, Blocking protection function, low power reminder, charging instructions, five-section LED power display, locking function, the product conforms to the safety certification and</p></div>
--	--	---

## Features

- 
- ① **Connect Head**  
Buckle structure design allows interchange of different brush heads.
  - ② **Power button**  
Long press for 2S to turn on/off the machine (default is high speed when starting up)/short press to switch to high/low speed.
  - ③ **TYPE-C charging port**  
Supports 5V/1A charging (soft rubber waterproof protection).
  - ④ **Power display**  
    - 5 bars light up to indicate 100% power
    - 4 bars light up to indicate 80% power
    - 3 bars light up to indicate 60% power
    - 2 bars light up to indicate 40% power
    - 1 bar indicates 20% battery (low battery, charge in time)

- 03 -

## Charging guide



As shown in the picture, the last battery level flashes when the battery is low.



Please use a 5V/1A or above adapter to charge. When charging, the 5-bar light flashes like a horse race. After being fully charged and fully lit for 5 minutes, the light turns off.

**Note:** This product does not support use while charging, please use it rationally.

## Brush head assembly method



When replacing the brush head, please turn off the machine.



Gently swing the brush head and pull it out vertically.

- 04 -




The groove of the brush head corresponds to the convex groove of the connecting bracket and snaps in vertically.

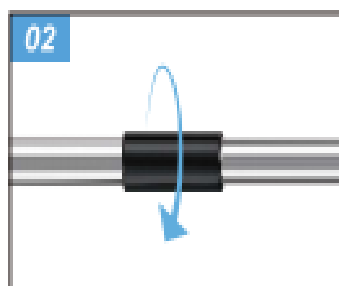


4 pieces need to be installed on the magic sticky base to use.

### Handle assembly method



The rod with the threaded end is rotated and tightened with the machine head.




Rotate and tighten the two pole sections as shown in the picture.

- 05 -



Rotate the indicator arrow to align with "ON" to unlock, and adjust the extension rod to the length you need.




Rotate the indicator arrow to align with "OFF" to lock and secure the extension rod.

### Purpose of accessories



Sharp brush: Suitable for the corners, seams, car wheels of a home kitchen, bathroom or fume machine, as well as for cleaning areas that are not easily accessible.

- 06 -



Small flat brush head: suitable for cleaning small flat areas such as hand wash basin, kitchen sink, furniture etc .



Big flat brush head: Suitable for cleaning oil and dirt in bathroom, kitchen, living room, toilet, window, glass etc.



Towed cloth: mainly suitable for living room floor, glass, tea table, car surface cleaning, polishing and other purposes.



Fiber brush: tray is mainly used in kitchen, stove, range hood and other places that are particularly difficult to clear.



Imitation wool brush: plate is mainly used for polishing, waxing or decontamination of high-grade household. electrical appliances and automobile surfaces.



Sponge brush: mainly used for washing car paint surfaces, glass, etc., without causing surface scratches.

## Wall-mounted usage

01



Hang hook up and stick it on the wall.

02



Squeeze the pole into position from the front.

## Warning

- Please check carefully the fittings before use.
- Do not place the charger in wet conditions.
- Be sure to check that the charging hole is sealed when cleaning.
- Dry the surface in time after cleaning to ensure the product is dry.
- This product must not be used by persons (including children) who are not sound, feel or mentally handi-capped or lack relevant experience and knowledge, unless there are persons responsible for their safety

- 09 -

who supervise or direct their use of the product. Children should be taken care of to ensure that they do not play with these products.

- Do not use hot water when cleaning products. When using warm water, check that the temperature is too high to prevent scalding.
- Please make sure to use the standard charger for this product.
- Do not touch the rotating parts with your hands or skirts when using.

## Cleaning and maintenance

- Please check if the charge is sealed when cleaning.
- Do not use metal such as steel wire or abrasive cleaner or corrosive liquid (e.g. gasoline or acetone) to clean brush heads and fuselage surfaces.
- You can wash the product under the tap or drive the product to high-end, and automatically clean the brush into the water.
- After the cleaning is finished, it is necessary to shake the moisture on the dry product and wipe it with dry cloth.

- 10 -

## Product parameters

Product name: Electric Spin Scrubber

Product model: A10

Gear speed: 420R/min / 330R/min

Decibel value: ≤70DB

Input voltage: 5V/1A

Battery capacity: 2500mAh

Battery life: 80min at high speed, 100min at low speed

Charging time: about 170 minutes

Waterproof level: IPX7

## FCC Statement

Any changes or modifications not expressly Approved by the party responsible for compliance could void the user's authority to operate the equipment.

This device complies with part 15 of the FCC Rules. Operation is subject to the following two conditions:

- (1) This device may not cause harmful interference,
- (2) This device must accept any interference received, including interference that may cause undesired operation.

FCC Radiation Exposure Statement:

This equipment complies with FCC radiation exposure limits set forth for an uncontrolled environment.

## WEEE Compliance

Correct Disposal of This Product (Waste Electrical & Electronic Equipment)(Applicable in countries with separate collection systems)

This marking on the product, accessories or literature indicates that the product and its electronic accessories should not be disposed of with other