

MINI COOLING FAN




How to use

- 1 Open the watertank cover, pour in tap water or mineral water, and then cover the water tank cover.



Water tank capacity: 600ml
Because of the density of water, pure water or distilled water can affect the spray effect and stop spraying. Only tap water or mineral water can be added.


When filling with water:
One gear can be sprayed for 12 hours continuously.
The second gear can be sprayed for 4 hours continuously.
The third gear can be sprayed for 2.5 hours continuously.



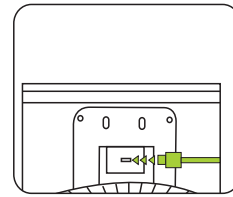
- 2 Open the perfume cover, drop perfume on the cotton block, and then cover the perfume cover.



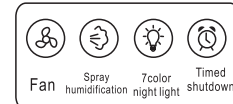
Press the switch cover



- 3 Insert the power cord into the power supply interface and turn on the power.



- 4 Press the button to select the function.




Cleaning method

- 1 Open the water tank cover and wipe the water tank with a wet cloth. The clean design of the water tank can effectively prevent the breeding of bacteria and protect your health.



- 2 Squeeze either end of the upper and lower ends of the air outlet window towards the middle to remove the air outlet window, and then wipe the fan blades with a wet rag to wash the air outlet window separately.




Tips

- 1 When carrying or not using, please pour out the water in the water tank for a long time.



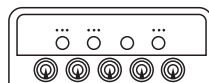
- 2 When the sensor detects that the water content in the water tank is too low, it will stop the spray automatically, add water again and press the spray switch to spray. Only tap water or mineral water can be added.



- 3 Do not open the spray at the same time when the wind is blowing down. Otherwise, the fan will absorb the water mist and form water droplets.

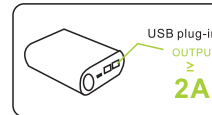
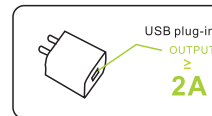
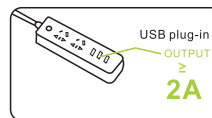


- 4 When the atomizer is covered with water droplets, it will delay the spray and wait for a few seconds to spray properly.



Power supply requirements

The output current of power supply equipment shall be greater than or equal to 2A, otherwise the product will not work normally due to insufficient power supply. The USB interface current output of some laptops, computer hosts, mobile power supplies, plug-ins and charging plugs is less than 2A, which will cause insufficient power supply and shutdown.



Warning

- When the product is working and there is water in the water tank, please do not tilt the product and be sure to keep it horizontal.
- Because of the density of water, pure water or distilled water can affect the spray effect and stop spraying. Only tap water or mineral water can be added.

Warning

- When you carry it with you, do not use it, please pour out the water in the water tank, wipe the water tank dry with a cloth, and cover the water tank cover to prevent the water from staying in the water tank for a long time to breed bacteria.
- If you accidentally push down the product or add water to overflow, please cut off the power supply immediately to avoid leakage.
- The power supply interface of the product must be completely dried before reuse.
- Please clean the water tank and fan regularly. Clean the water tank with a damp cloth. The product is not completely waterproof. It is forbidden to wash or soak the whole product under water to avoid water short circuit and damage.

Product parameter description

Product name	AIRCOOLER FAN
Power	Max. 10W
Voltage	5V
Electric current	2A
Blowing distance	Maximum 25m
Interface	USB type-C interface
Atomization quantity	Maximum 225ml/h
Spray time	2.5-12 hours

Tips

- Only [tap water] or [mineral water] can be added to the water tank.
- Because of the density of water, pure water can cause the spray to stop.
- Please ensure that the output current of power supply equipment is greater than or equal to 2A.
- The USB interface current output of some laptops, computer hosts, mobile power supplies, plug-ins and charging plugs is less than 2A, which will lead to insufficient power supply and shutdown.
- When the spray nozzle is covered with water droplets, it will delay the spray and wait for a few seconds to spray properly.



MADE IN CHINA