

290/V80说明书，成品尺寸85x120,单面印刷，风琴折

Dynamic Jellyfish Aroma Diffuser

INSTRUCTIONMANUAL



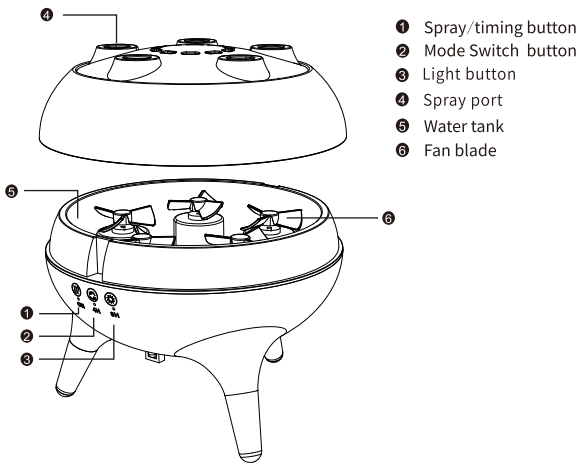
USER MANUAL

Thank you for purchasing this product, please read the instruction manual carefully before using this product




Product specification

Product name:Dynamic Jellyfish  
Aroma Diffuser  
Power supply: DC24V/650MA  
Product size:160x160x140MM  
Raw material:ABS+PP  
Origin:China  
Product model: V80  
Net weight: 510G  
Water tank: 250ML  
Spray volume: 15-30ML/H  
Executive standard:  
GB 4706.1-2005  
GB 4706.48-2009

Product diagram



Key Function

Key 1 	Short press the first time, bright golden light, regular spray circle, default no timing
	Short press a second time, bright golden light, direct spray
	Press it a third time to power off
	Press and hold the press for the first time in the power-on state, and the 4H indicator will turn off at a fixed time
	Press and hold for the second time, timed 8H shutdown, 8H indicator light
Key 2 	Press and hold for the third time to cancel the timing, and the ON indicator lights up
	The button is valid when the device is powered on
	Short press the first time to enter the fixed spit circle spray mode
Key 3 	Short press the second time to open the voice control mode, and the machine will spray in circles according to the size of the sound
	Short press to switch the lighting effect, the default golden light is turned on, in order: golden light/colorful breathing light/fixed color/colorful jump/light off

Matters needing attention

1. Add water before using this product, and it is forbidden to use the humidification function in the case of water shortage;
2. When cleaning the product, please do not wash directly with a tap to avoid the possibility of product short circuit.  
It is recommended to use a meat cotton cloth to wipe;
3. Do not let children aged 0-6 use this product alone
4. It is forbidden to stand upside down if there is water in the water tank

Package contains

One humidifier, one instruction manual, Remote control, adapter